

Mobi-Caddie User Guide (V1.1)

Disclaimer of liabilities

This Product was not developed by Nokia. To the greatest extent permitted by applicable law, Nokia hereby disclaims any and all responsibilities in respect of this Product.

In no event will Nokia or any of its associated companies be liable for direct, special, incidental, consequential or other damages (including lost profit, lost data, or downtime costs), arising out of the use, inability to use, or the results of the use of the Product, whether based in contract, tort or other legal principle, and whether or not any of the foregoing parties has been advised of the possibility of such damages.

You hereby accept the above and your use of the Product is entirely at your own risk.

Installation Method:

Install from web download:

- Download the application from the web and save in computer.
- Install the Nokia PC Suite, software version 6.81 or above to your computer.
- Connect your mobile phone to your computer using a USB cable or via Bluetooth. Select the PC Suite mode from your phone.
- Launch the PC Suite “Install applications” and select the Mobi-Caddie application from your computer to the mobile phone’s memory.
- After the mobile phone indicates that the installation has been completed, you may find the application in the “My Own” or “Applications” folder (depends on your phone models).

Share and Install Application via Bluetooth:

- Users who have installed the Mobi-Caddie application may share the application to their friends via Bluetooth.
- Run the Mobi-Caddie application and select “Share”.
- The user which has received the application through Bluetooth should follow the phone instructions for installation.
- The Trial Version of Mobi-Caddie can also be shared with friends.

Note:

1. The Mobi-Caddie application must be installed using PC Suite or via Bluetooth to the mobile phone memory. The application cannot be share to others if you copy it directly to the memory card or to the phone memory.
2. Mobi-Caddie will be automatically installed to the mobile phone memory card.

Main Functions:

Competitors Scores at a Glance via Bluetooth Technology

Golfers can use Bluetooth technology (within a 10m range) to synchronize their scores with fellow competitors. The different forms of scoring available include Stroke, Putt, Fairways Hit e.t.c. This will enable you and your friends to concentrate on your game, all whilst keeping an eye on their scores¹.

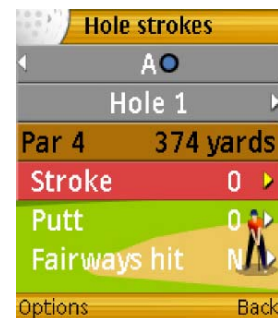


A screenshot of a mobile application interface showing 'Group results' for a 'Stableford' game. The interface has a yellow header with 'Group results' and 'Stableford'. Below is a table with three columns: 'Hole', 'Result', and 'Total'. The data rows are: Ken (+7, 5), Man (+2, 10), Mandy (+0, 12), and Simon (+3, 9). At the bottom, there are 'Options' and 'Back' buttons.

Hole	Result	Total
Ken	+7	5
Man	+2	10
Mandy	+0	12
Simon	+3	9

Different Scoring Methods to Spice up Your Game

There are four types of scoring methods available, Stroke Play, Match Play, Stableford and Skins Game. At most, four competitors may join one game. When combined, this gives a good variety of challenges for golfers of all levels.

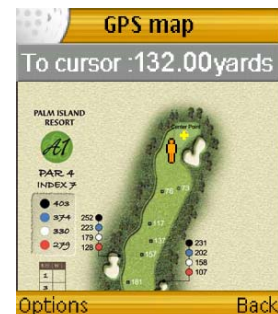


A screenshot of a mobile application interface showing 'Hole strokes' for 'Hole 1'. The interface has a yellow header with 'Hole strokes' and 'A'. Below is a table with three columns: 'Stroke', 'Putt', and 'Fairways hit'. The data rows are: Stroke (0), Putt (0), and Fairways hit (N). At the bottom, there are 'Options' and 'Back' buttons.

Stroke	Putt	Fairways hit
0	0	N

GPS Positioning for Measuring Driving Distance

Using GPS² you can measure the driving distance³ for each shot you make. You can also make use of the preloaded course maps⁴ to see your exact location. These functions can help you plan your game strategy as well as evaluate your equipment.



[Stay up to date with Golf Courses in China, Hong Kong and Macau](#)

Further to the preloaded information from more than 35 golf clubs in Hong Kong, Macau and Southern China, the Mobi-Caddie application can check for updated data⁵ provided by leading golf website Golf007. Now you can stay up to date with the latest happenings in the golfing world.

Course summary			
Palm Island Resort			
A: Lychee + B: Lake			
Hole	1	2	3
Par	4	4	5
●	279	240	458
○	330	281	499
Options Back			

[Synchronize Game Scores to PC for Analysis and Improvement](#)

The Mobi-Caddie application enables you to record various aspects of your game, including the golf course, game score, number of putts and other statistics. This can be transferred to your computer via Bluetooth or USB cable and stored (as a .csv file), making it easy to analyze your results for self improvement.

History	
Palm Island Resort	2006/12/01
Shenzhen Golf Cl...	2006/12/17
Shenzhen Golf Cl...	2007/01/15
Options Back	


Note:

- 1 Golfers must all be equipped with the Mobi-Caddie application
- 2 Your mobile phone may not be equipped with an internal GPS module. You may purchase the Nokia original enhancement Nokia LD-3W.
- 3 The accuracy of Nokia LD-3W GPS is 10m. (Please note: Accuracy is dependant on the number of satellites locked as well as their signal strength.)
- 4 The application is preloaded with the satellite map of Palm Island Golf Course. For further details please contact the software developer.
- 5 GPRS data service requires network support. Please contact your network operator for further details. Network charges incurred will be at user's expense.

- The Mobi-Caddie application is compatible with Nokia 3250, 5500, N71, N73, N80, N91, N93, E50, E60, E61 and E70.
- This Product was not developed by Nokia. To the greatest extent permitted by applicable law, Nokia hereby disclaims any and all responsibilities in respect of this Product.
- The above information may be changed at any time without notice and is provided for reference purposes only.

Settings and Getting Started


Host Creates a New Game



(1)



(2)



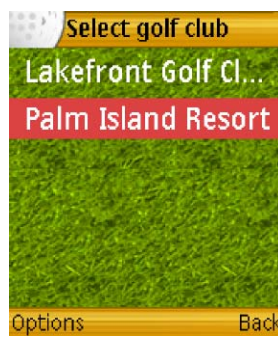
(3)

1. Select "Golf marker"
 2. Select "Marker"
 3. Select "Create game"
- The organizer should select the course location and scoring method.
 - Only the organizer can record the score on behalf of other competitors.

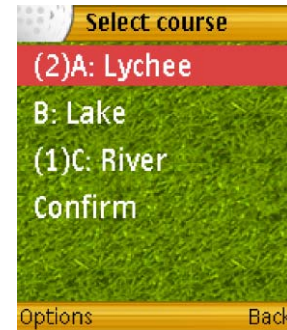
Course Setting



(1)



(2)



(3)

1. Select region
 2. Select the golf club
 3. Select the course (max 2 courses at a time)
- With preloaded information from more than 35 golf clubs in Hong Kong, Macau and Southern China
 - New courses can be updated using GPRS connection to the Golf007 database.

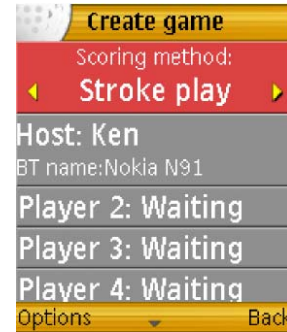
Input Number of Players



(1)



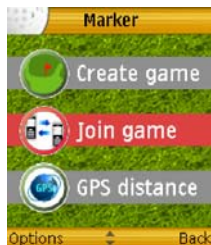
(2)



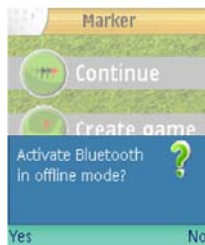
(3)

1. After completing the settings entry, the screen will display the game information.
2. Enter the number of competitors.
3. Wait for the competitors to join.
 - A maximum of 4 persons can join
 - If the number of persons is greater than 1, the application will automatically wait for competitors to join via Bluetooth.

Competitors Joining via Bluetooth



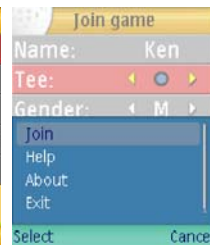
(1)



(2)



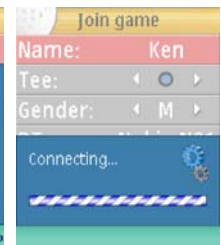
(3)



(4)



(5)



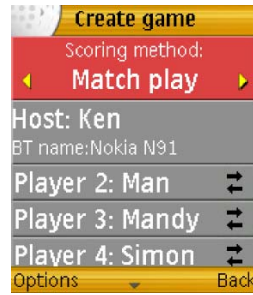
(6)

1. Select "Join Game".
2. If your Bluetooth is turned off, the application will ask you if you wish to turn it on. Select "Yes".
3. The display will show your information. Please select your tee off zone.
4. Select "Options" followed by "Join".
5. Select the phone name of the organizer.
6. The game data will be transferred to your phone.
 - With the Mobi-Caddie application, golfers can immediately connect to other players via Bluetooth (within a distance of 10m) and display synchronized game scores to their phone.

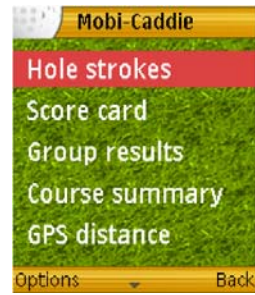
Start Game



(1)



(2)



(3)

1. Players' display
2. Host's display
3. After all the players have joined, the host should press "Start Game"

When data is being transferred via Bluetooth, the symbol  will be displayed.

Scoring and Display

Entering hole and stroke numbers



Simplified Mode



Detailed Mode

- You may select either Simplified Mode or Detailed Mode
- During the game, you may select to hide or to show data. The user can change settings from the "User Profile"

Entry Tips

1. Press * to switch between users, enabling the host to enter results on behalf of other players.
2. The user can press the numbers 1-9 to directly enter the number of strokes.
3. Hole will mark as completed if users entered score in another hole. User can also press the select key twice to confirm the score.
4. Users can select Options -> Edit -> Yes to change the score. If the user changes the score on a completed hole, a yellow asterix will be displayed next to the score

Scoring Page

Score card			
Ken			
Hole	Total	1	2
Par	36	4	4
Stroke	10	1	4
Options Back			

Simplified Mode

Score card			
Ken			
Hole	Total	1	2
Par	36	4	4
Stroke	10	1	4
Putt	0	0	0
F/W	0	N	N
Options Back			

Detailed Mode

- You may select either Simplified Mode or Detailed Mode
- Press * to go to the next player's detailed scores

Group Results

Group results			
Stroke play			
Hole	Result	1	
Ken	13	4	
Man	19	5	
Mandy	21	6	
Simon	15	4	
Options Back			

- Select the calculation method and press calculate to obtain the group score.
- After updating the score, (immediately after user confirms they have completed all holes), there will be a yellow asterix displayed next to the score to prevent cheating.

Scoring Method

- Four common scoring methods are available
- The scoring method is selected by the host when starting a new game
- Yellow asterix displayed next to the score indicates that score has been modified

Group results			
Stroke play			
Hole	Result	1	
Ken	13	4	
Man	19	5	
Mandy	21	6	
Simon	15	4	
Options		Back	

Group results			
Stableford			
Hole	Result	Total	
Ken	+7	5	
Man	+2	10	
Mandy	+0	12	
Simon	+3	9	
Options		Back	

Stroke Play

The person with the least number of strokes wins.

Stableford

The number of strokes minus par is used for scoring. The person with the highest score is the winner.

Color Key

- +5 / ■ Albatross: A score of three or more under par
- +4 / ■ Eagle: A score of two under par
- +3 / ■ Birdie: A score of one under par
- +2 / ■ Par: The even score obtained by a good golfer
- +1 / ■ Bogey: A score of one stroke over Par
- +0 / ■ Number of strokes is better than Bogey

Group results			
Match play			
Hole	Result	To	
Ken		3	
Mandy	1up	5	
Man		4	
Simon	1down	4	
Options		Back	

Group results			
Skins game			
Hole	Result	Total	
Ken	0	9	
Man	2	4	
Mandy	0	8	
Simon	0	8	
Options		Back	

Match Play

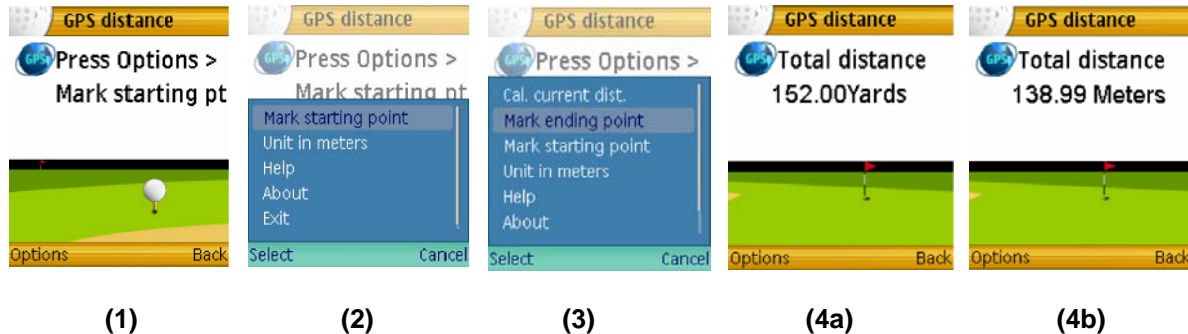
Can accommodate 2 or 4 persons with individual or team scoring available. The person or team winning the most holes is the game winner.

Skins Play

The difficulty of each hole counts for 1 point. To increase the challenge of the game, the host player can press "Options" to change the difficulty for each individual hole.

GPS Global Positioning System

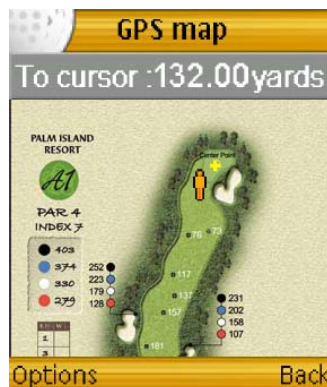
Measuring driving distance



1. Press GPS Distance
2. Press Mark Starting Point at the tee off area
3. After your drive, press Mark End Point where the ball has landed
4. The application will immediately calculate the driving distance. The user can select units of meters or feet.

- The user can use one tee off point to measure the driving distance of several different shots
- Your mobile phone may not be equipped with an internal GPS module. You may purchase the Nokia original enhancement Nokia LD-3W.
- The accuracy of GPS is approximately 10m, but the precision is dependant on the number of satellites locked as well as the signal strength.

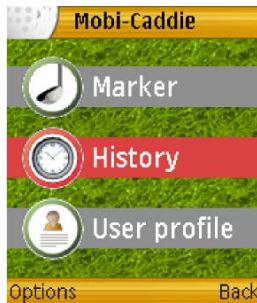
Satellite Map



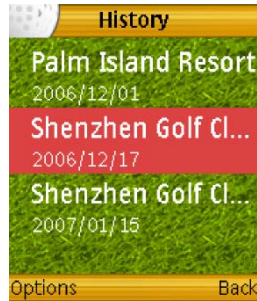
- The application will automatically display the course and hole.
- Once the GPS is started, the application will automatically find and display your location
- You can select the index point from any point on the map and get the distance from the reference point

Data Storage & Misc.

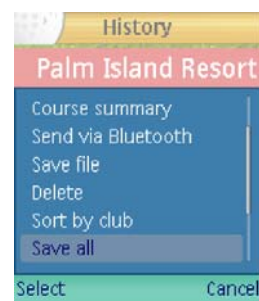
Game score review and storage to PC



(1)



(2)




(3)

1. Select "History"
 2. User can instantly review previous game scores and select whether they wish to store the results
 3. Select store results
- You can either select to store one or all results in one go to a single file.
 - You can choose to sort by the name of the golf club or the date.
 - The data can be transferred to PC using USB cable, memory card or via Bluetooth.


Other:



(1)



(2)



(3)

1. The user can choose which items they wish to show or hide in the "User Profile"
2. Two hot websites have been bookmarked within the application
3. Preloaded golf information is available and can be updated via GPRS.

Trial and Purchase

Trial and Purchase



Share with your friends the trial version of Mobi-Caddie free of charge using Bluetooth

The trial version gives you the full functions of the application over one session, to allow you to experience the full benefits and convenience of Mobi-Caddie



Mobile Hotdog

Mobile Hotdog is an online platform for distributing mobile phone applications. This platform is equipped with strict security measures to allow users to safely browse a wide variety of applications. You can instantly download and install those applications to your mobile phone. Point your browser to <http://www.mobilehotdog.com> now to experience the fun and exciting world of mobile games.

Information from



Powered by

